





Science Sleepover FAQ

Please share this document with all participants.



What do we bring?

- Everyone in your group will need a sleeping bag and a pillow.
- You may bring an air mattress, but mattresses larger than twin size must be shared with another person. Battery-powered air mattresses are preferred but electrical pumps are permitted. (Once the lights are out, you may not blow up or refill your mattress.)
- Please wear comfortable shoes and layered clothing to sleep in, as the temperature can fluctuate during the night.
- Bring minimal toiletries.
- Money for souvenirs in NYSCI's Science Shop and for vending machine snacks is recommended.
- Electrical appliances are not allowed after the lights are turned off. Leaders may use a flashlight to guide children to the restroom. We do not recommend bringing electronic devices such as ipods, portable DVD players, or personal gaming devices, as NYSCI is not responsible for lost or stolen items.



Can I increase the size of my group?


If you wish to increase the number of campers in your group, please call 718-699-0005 ext. 361. If space is available, we will be happy to accommodate your request. All payments must be made before the sleepover date. Payment may be made over the phone. A reservation is required for all campers.

What time is the Science Sleepover?

Science Sleepovers begin at 6:30 pm and end at 9 am the next morning. To allow for smooth check-in and orientations, please arrive between 6:30 and 7 pm.

Where do we park?

Sleepover participants park in the gated parking lot behind the museum, not in the open public lot. The majority of your group must be dropped off at the front entrance with their belongings and enter the museum. A NYSCI sleepover staff person will direct the driver to the parking lot and to the rear entrance.



How do we check in?


Upon arrival, your group leader will check in at the registration desk at the front entrance and will receive all necessary materials. The leader will then distribute those materials to your group. All groups will attend a quick orientation and will be guided to the sleeping area to drop off gear.

What if I have a late arrival?

Only complete groups will be checked in. If everyone in your group has not arrived, your check-in will be delayed. (If you know a member of your group will be arriving late, please call in advance to inform us.)

What is there to eat at the Science Sleepover?

We highly recommend that you eat dinner before arrival. A snack of milk and cookies will be provided at the 3D theatre show and breakfast (cereal, juice, bagels, etc.) is available from 6:45 – 7:45 am. There will be coffee for adults at breakfast. Please note that refrigeration is not provided for any food. All food must be eaten in the dining area. NYSCI does not allow outside food to be brought in under any circumstances.




Where do we sleep?

You and your group will be sleeping in an assigned area among NYSCI's exhibits. You will be directed to your area after check-in. Please make sure the group follows all instructions in order to keep emergency paths clear.



Science Sleepover FAQ



What is my role as a leader?


All adults are responsible for the behavior of their children, but it is not necessary to keep the entire group together during the evening activities. We suggest setting up a buddy system with periodic meeting times for the entire group. It is important that everyone participates in the scavenger hunt and be together for the 3D theatre show. Leaders are responsible for informing all adults and children about sleepover rules and procedures. We recommend that your group meet one week prior to your sleepover date to review and discuss all sleepover information. The Dining Area will be open to adults only from 12 am to 5 am. Alcoholic beverages are not permitted. Please remember that we require a ratio of one adult for every five children.

Can I plug something in overnight?

Once the lights are out, many outlets lose power. If an item needs to be powered overnight for a medical reason, please see the Sleepover staff and they will guide you to areas with powered outlets.

What if we need first aid?

A first aid room is available. However, your group must provide your own first aid person to attend to an ill or injured child. We do not provide any types of medication, including aspirin.



What if I need to leave in the middle of the night?

If an emergency causes you to leave in the middle of the night, you must inform the security guard located in the front of the building. If you know that you have to leave before lights out, please inform the Sleepover Coordinator so that we can make arrangements for your safe departure.

Sample Schedule of Events


THIS IS A SAMPLE ONLY: You will be provided with a detailed schedule at check-in.

Evening

6:30 – 7 pm	Check-in and Orientation
7 – 9 pm	Science Scavenger Hunt
9 – 10 pm	Bedtime Preparation
10 – 11:30 pm	Pajama Party with milk and cookies and 3D Theatre Show.
11:45	Lights out

Morning

12 am – 5 am	Adults Only Allowed in the Dining Area
6:45 am	Wake Up Announcement
6:45 – 7:45 am	Breakfast
7 – 9 am	Exhibits Exploration
7 – 9 am	Science Shop Open
8:30 – 9 am	Departure



Please note:

- Only girls with female adult leaders may register for open evening Girls Scout Sleepovers.
- Only boys with male or female adult leaders may register for open evening Boy Scout Sleepovers.

If you have other questions, please contact the Sleepover Coordinator at 718-699-0005 ext. 361 or sleepovers@nysci.org.

